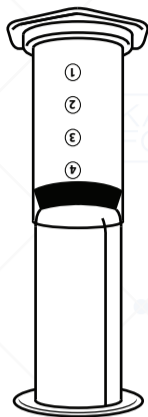


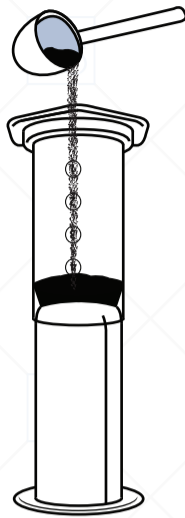
Kohvi valmistamine Aeropressiga, Rock

1)



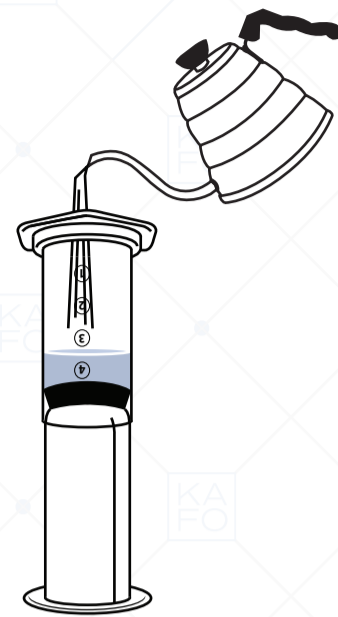
Aseta press kambri külge ja keera aeropress tagurpidi

2)



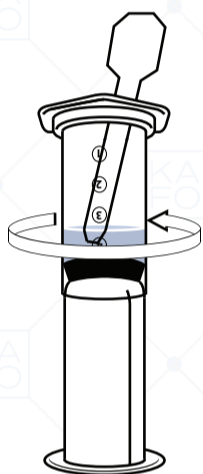
Doseeri 14-16 g keskmise jahvatusastmega kohvi

3)



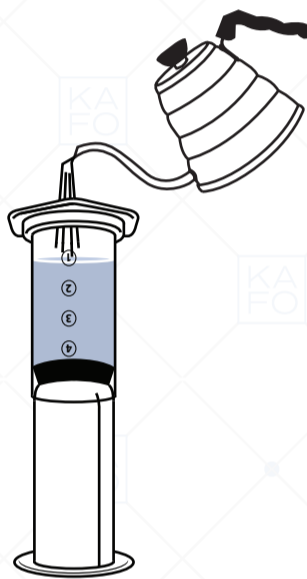
Niisuta kohv 50 ml 90-95 kraadise veega, lase 30 sekundit tõmmata

4)



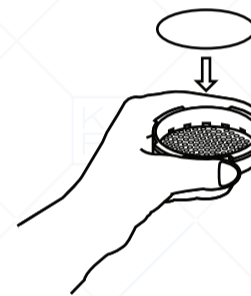
Sega vett ja kohvipulbrit ca. kolm ringi

5)




Lisa kambrisse 150 ml vett, lase 1 minut tõmmata

6)



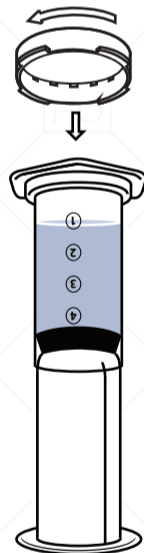
Aseta filter filtrikaane sisse

7)



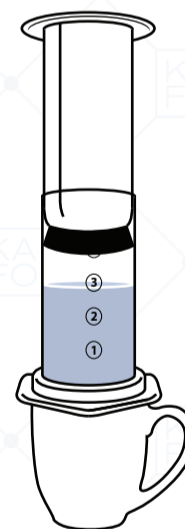
Niisuta filter kuuma veega

8)



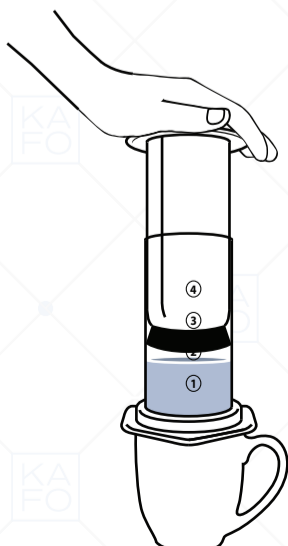
Keera filtrikaas kambri külge

9)



Keera aeropress õigetpidi tagasi ja asetä tass alla

10)



Pressi kohv 25-30 sekundi jooksul sujuvalt läbi filtri

11)



Naudi!